

ABC COMPANY, INC.

2/25/2003 3:19:03 PM

UNIT 004

UNIT SURVEY SHEET

DATE TIME	GROUP SURVEYOR	LOCATION COMMENTS	TRAP NO ROUTE NO	LAST STATUS	STATUS %F/O	OTHER PROBLEM LEAK SIZE	SIZE TYPE	MFG MODEL	SERVICE USAGE	INLET PSI OUTLET
<input type="text"/>	AREA C	S.W. CORNER OF H-4050 20FT	004-00010	OK	<input type="text"/>	<input type="text"/>	1/2 BUCKET	ARMSTRONG 2011-200	DRIP F	150
<input type="text"/>	<input type="text"/>	<input type="text"/>			<input type="text"/>	<input type="text"/>				
<input type="text"/>	AREA C	S.E. OF P-U 4073 20FT	004-00020	OK	<input type="text"/>	<input type="text"/>	1/2 BUCKET	ARMSTRONG 2011-200	TRACER F	150
<input type="text"/>	<input type="text"/>	<input type="text"/>			<input type="text"/>	<input type="text"/>				
<input type="text"/>	AREA C	S.E. OF P-U 4073 20FT	004-00030	OK	<input type="text"/>	<input type="text"/>	1/2 BUCKET	ARMSTRONG 2011-200	TRACER F	150
<input type="text"/>	<input type="text"/>	<input type="text"/>			<input type="text"/>	<input type="text"/>				
<input type="text"/>	AREA C	S.E. OF P-U 4073 20FT	004-00040	OK	<input type="text"/>	<input type="text"/>	1/2 BUCKET	ARMSTRONG 2011-200	TRACER F	150
<input type="text"/>	<input type="text"/>	<input type="text"/>			<input type="text"/>	<input type="text"/>				
<input type="text"/>	AREA C	S.E. OF P-U 4073 20FT	004-00050	OK	<input type="text"/>	<input type="text"/>	1/2 BUCKET	ARMSTRONG 2011-200	TRACER F	150
<input type="text"/>	<input type="text"/>	<input type="text"/>			<input type="text"/>	<input type="text"/>				
<input type="text"/>	AREA C	S.E. OF P-U 4073 20FT	004-00060	OK	<input type="text"/>	<input type="text"/>	1/2 BUCKET	ARMSTRONG 2011-200	TRACER F	150
<input type="text"/>	<input type="text"/>	<input type="text"/>			<input type="text"/>	<input type="text"/>				
<input type="text"/>	AREA C	N.E. OF P-U 4073 20FT	004-00070	OK	<input type="text"/>	<input type="text"/>	1/2 BUCKET	ARMSTRONG 2010-200	TRACER F	150
<input type="text"/>	<input type="text"/>	<input type="text"/>			<input type="text"/>	<input type="text"/>				
<input type="text"/>	AREA C	N.E. OF P-U 4073 20FT	004-00080	F/C	<input type="text"/>	<input type="text"/>	1/2 BUCKET	ARMSTRONG 2010-200	TRACER F	150
<input type="text"/>	<input type="text"/>	<input type="text"/>			<input type="text"/>	<input type="text"/>				
<input type="text"/>	AREA C	N.E. OF P-U 4073 20FT	004-00090	OK	<input type="text"/>	<input type="text"/>	1/2 BUCKET	ARMSTRONG 2010-200	TRACER F	150
<input type="text"/>	<input type="text"/>	<input type="text"/>			<input type="text"/>	<input type="text"/>				
<input type="text"/>	AREA C	N.E. OF P-U 4073 20FT	004-00100	OK	<input type="text"/>	<input type="text"/>	1/2 BUCKET	ARMSTRONG 2010-200	TRACER F	150
<input type="text"/>	<input type="text"/>	<input type="text"/>			<input type="text"/>	<input type="text"/>				
<input type="text"/>	AREA C	N.E. OF P-U 4073 20FT	004-00110	OK	<input type="text"/>	<input type="text"/>	1/2 BUCKET	ARMSTRONG 2010-200	TRACER F	150
<input type="text"/>	<input type="text"/>	<input type="text"/>			<input type="text"/>	<input type="text"/>				

TRAP STATUS CODES: C = COLD, D/C = DISCONNECTED, F/C = FAILED CLOSED, F/O = FAILED OPEN
 OK = OK, O/S = OUT OF SERVICE, W/T = WRONG TRAP, C/O = CHECK WITH OTHERS

COPYRIGHT(C) FDSI 1996, 2000, 2002

XYZ COMPANY, INC.

SURVEY REPAIR REPORT

SURVEY		LOCATION	TRAP NUMBER	TRAP STATUS	OTHER PROBLEM	\$ PER YEAR		COMMENTS	SIZE	MODEL	MFG	SERVICE	INLET	
DATE	UNIT					F/O	LEAK						PRESS	OUTLET
7/6/99	ANYUNI	EAST OF H-5 ON CONCRETE POS	002-00120	F/O		\$3,285	\$0		3/4	UTD30	SARCO	DP	350	C
7/6/99	ANYUNI	E.OF D-120 AT CONCRETE POST	002-00030	F/O		\$3,285	\$0		3/4	UTD30	SARCO	DP	350	C
7/6/99	002	SOUTH OF X-225	002-01290	F/O		\$1,404	\$0		1/2	CD2000	ARMSTRON	TR	150	O
7/6/99	002	UNDER X-251 WEST END	002-00450	F/O		\$1,400	\$0		1/2	720	YARWAY	TR	150	O
7/6/99	002	SOUTH END OF X-222	002-01260	F/O		\$1,400	\$0		1/2	720	YARWAY	TR	150	O
7/6/99	002	WEST OF P-4415	002-01010	F/O		\$1,248	\$0		1/4	MT1	ARMSTRON	TR	150	O
7/6/99	002	SOUTH OF H-6	002-00240	F/O		\$1,244	\$0		1/2	UTD30	SARCO	TR	150	O
7/6/99	002	UNDER WEST END OF FIN FAN AT	002-00920	F/O		\$1,244	\$0		1/4	36/51	GESTRA	TR	150	O
7/6/99	002	SOUTH OF P-222 LIL RANDY	002-00650	F/O		\$1,244	\$0		1/2	DT64	BES	TR	150	O
7/6/99	002	NORTH OF P-779	002-00630	F/O		\$1,244	\$0		1/2	UTD30	SARCO	TR	150	O
7/6/99	ANYUNI	SOUTHEAST OF H-5	002-00140	F/O		\$1,078	\$0	REPLACE TRAP	3/4	2011	ARMSTRON	DP	150	C
7/6/99	ANYUNI	EAST END OF W-112	002-00080	OK	LEAK	\$0	\$700		3/4	1811	ARMSTRON	PS	150	O
7/6/99	ANYUNI	W.OF P-291	002-00050	OK	LEAK	\$0	\$311		3/4	2010	ARMSTRON	PS	150	O
7/6/99	ANYUNI	E.OF D-120 AT CONCRETE POST	002-00010	OK	LEAK	\$0	\$156		3/4	1811	ARMSTRON	DP	250	C
7/6/99	002	N.E OF Y-2 BOTTOM OF T-136 - B	002-01440	C/O	UN	\$0	\$0		3/4	UTD30	SARCO	TR	150	O
7/6/99	ANYUNI	SOUTH SIDE OF H-6	002-00200	C/O	NOT FOUND	\$0	\$0		1/2	720	YARWAY	TR	100	O
7/6/99	002	SOUTH SIDE OF X-200	002-01190	C/O	UN	\$0	\$0		3/4	U1011	ARMSTRON	TR	150	C
7/6/99	002	S.EAST OF X-224 20'FEET UP	002-01280	C/O	UN	\$0	\$0		1/2	TD52	SARCO	TR	150	C

TRAP STATUS CODES: C = COLD, D/C = DISCONNECTED, F/C = FAILED CLOSED, F/O = FAILED OPEN
 OK = OK, O/S = OUT OF SERVICE, W/T = WRONG TRAP, C/O = CHECK WITH OTHERS

6/7/01 3:54:07 PM

XYZ COMPANY, INC.

MAINTENANCE HISTORY

TRAP NO	UNIT	GROUP	RT NO	USER	LOCATION OF TRAP	OTHER LOC		
009A	10	AREA-3	0	90	E/HIGH BOILER TANKS	90		
SIZE	MODEL	MFG	SERVICE	PRESSURE	OUTLET	USAGE	LOCATION_OF_SUPPLY:	COMMENTS
1/2	TD52	SARCO	TRACER	550	HPCRH	F		

MAINT DATE	TRAP MAINT	OTHER MAINTENANCE	COMMENTS	MATERIAL COST	MAINT HRS	LABOR COST	MFG	MODEL
8/3/98	REPAIRED			\$200.12	2	\$60.00	SARCO	TD52
9/16/98				\$174.56	2	\$80.00	SARCO	TD52
9/24/98	REPAIRED			\$82.04	0	\$0.00	SARCO	TD52
11/17/98	REPLACED			\$0.00	0	\$0.00	SARCO	TD52

XYZ COMPANY, INC.

SURVEY HISTORY

TRAP NO	UNIT	GROUP	RT NO	USER	LOCATION OF TRAP	O/L		
009A	10	AREA-3	0	90	E/HIGH BOILER TANKS	90		
SIZE	MODEL	MFG	SERVICE	PRESSURE	OUTLET	USAGE	LOCATION OF SUPPLY	COMMENTS
1/2	TD52	SARCO	TRACER	550	HPCRH	F		

SURVEY DATE	TRAP STATUS	OTHER % F/O	OTHER PROBLEM	LEAK NEEDS		COMMENTS	MAINT					
				SIZE	TAG		COMP	MFG	MODEL	SIZE	TIME	SUI
9/4/97	OK			.	<input type="checkbox"/>		<input type="checkbox"/>	SARCO	TD52			
10/27/97	OK			.	<input type="checkbox"/>		<input type="checkbox"/>	SARCO	TD52	1/2		
8/3/98	F/O		LEAK	.125	<input checked="" type="checkbox"/>		<input checked="" type="checkbox"/>	SARCO	TD52	1/2		
8/3/98	OK			.	<input type="checkbox"/>		<input type="checkbox"/>	SARCO	TD52	1/2		
9/15/98	F/O	50	LEAK	.093	<input checked="" type="checkbox"/>		<input type="checkbox"/>	SARCO	TD52	1/2		
9/24/98	F/O			.	<input type="checkbox"/>		<input type="checkbox"/>	SARCO	TD52	1/2		

TRAP STATUS CODES: C = COLD, D/C = DISCONNECTED, F/C = FAILED CLOSED, F/O = FAILED OPEN
 OK = OK, O/S = OUT OF SERVICE, W/T = WRONG TRAP, C/O = CHECK WITH OTHERS

11/18/98 3:22:15 PM

XYZ COMPANY, INC.

ACTIVITY SUMMARY

SURVEY ACTIVITY

UNIT NUMBER:	ALL UNITS	TOTAL TRAPS SURVEYED:	3
START DATE:	8/1/98	END DATE:	8/31/98
FAILED OPEN:	2	FAILED CLOSED:	0
WRONG TRAP:	0	CHECK WITH OTHERS:	0
OUT OF SERVICE:	0	COLD:	0
DISCONNECTED:	0	OTHER PROBLEMS:	0
OK:	1	STEAM LEAKS:	1
LOST STEAM:	\$3,388.19	F/O LBS PER YEAR IN THOUSANDS:	1,129
LOST STEAM:	\$5,474.45	LEAK LBS PER YEAR IN THOUSANDS:	1,825
LOST WATER:	\$547.66	GALLONS PER YEAR IN THOUSANDS:	219
TOTAL:	\$9,410.31	TOTAL STEAM LOSS:	2,954
PERCENT OF THOSE IN SERVICE		TRAP FAILURE RATE:	67%

MAINTENANCE ACTIVITY

SAVINGS PER YEA		TOTAL MAINTENANCE ITEMS COMPLETE		2	
F/O TRAPS:	\$2,518.25	COMP:	1	K LBS PER YEAR:	839
STEAM LEAKS:	\$5,474.45	COMP:	1	K LBS PER YEAR :	1,825
WATER SAVED:	\$547.66	FAILED CLOSED:	0	WRONG TRAP:	0
K GALLONS:	219	CHECK WITH OTHERS:	0	OTHER PROBLEMS:	0
TOTAL SAVINGS:	\$8,540.37				
MAINTENANCE COST					
MAINT. HOURS	2				
LABOR COST:	\$60.00				
MATL COST:	\$200.12				
TOTAL COST:	\$260.12	COST IS SPREAD OVER FIVE YEAR EXPECTED TRAP LIFE			
NET SAVINGS:	\$8,488.34	PER YEAR	FOR FIVE YEAR	\$42,441.71	

FAILURE REPORT BY CATEGORY

CATEGORY	TOTAL TRAPS	STATUS								STEAM LOSS (F/O)		M/U WATER	LEAK	FAILED
		C	D/C	F/C	F/O	OK	O/S	W/T	C/O	DOLLARS	POUNDS	COST	LOSSES	%
DRIP	76	0	2	1	13	42	8	1	9	\$7,097	2851	\$664	\$1,944	26%
HEATING	1	0	0	0	0	0	1	0	0	\$0	0	\$0	\$0	0%
NONE	1	0	1	0	0	0	0	0	0	\$0	0	\$0	\$0	0%
PROCESS	148	0	3	15	12	42	59	1	16	\$4,483	1624	\$241	\$0	40%
TRACER	121	0	1	8	13	62	33	0	4	\$5,174	1900	\$245	\$17	25%
UNKN	2	0	2	0	0	0	0	0	0	\$0	0	\$0	\$0	0%

FAILURE REPORT BY CATEGORY

CATEGORY	TOTAL TRAPS	STATUS								STEAM LOSS (F/O)		M/U WATER	LEAK	FAILED
		C	D/C	F/C	F/O	OK	O/S	W/T	C/O	DOLLARS	POUNDS	COST	LOSSES	%
ARMSTRONG	19	0	0	5	6	8	0	0	0	\$1,030	343	\$69	\$0	58%
GESTRA	20	0	0	2	5	13	0	0	0	\$4,212	1480	\$0	\$0	35%
SARCO	96	0	0	6	21	65	4	0	0	\$21,806	7269	\$1,017	\$8,782	29%
UNKN	0	0	0	0	0	0	0	0	0	\$0	0	\$0	\$0	0%
YAR	206	0	0	9	36	161	0	0	0	\$22,915	7905	\$40	\$400	22%

FAILURE REPORT BY PRESSURE

PRESSURE	TOTAL TRAPS	STATUS								STEAM LOSS (F/O)		M/U WATER	LEAK	FAILED
		C	D/C	F/C	F/O	OK	O/S	W/T	C/O	DOLLARS	POUNDS	COST	LOSSES	%
0	0	0	0	0	0	0	0	0	0	\$0	0	\$0	\$0	0%
15	2	0	0	1	0	1	0	0	0	\$0	0	\$0	\$0	50%
25	47	0	0	8	15	24	0	0	0	\$1,592	531	\$166	\$278	49%
30	10	0	0	1	0	9	0	0	0	\$0	0	\$0	\$0	10%
50	93	0	0	1	20	72	0	0	0	\$4,578	1526	\$109	\$400	23%
55	3	0	0	1	0	2	0	0	0	\$0	0	\$0	\$0	33%
70	2	0	0	0	2	0	0	0	0	\$641	214	\$0	\$0	100%
150	123	0	0	4	9	110	0	0	0	\$5,151	2060	\$0	\$0	11%

PRESSURE	TOTAL TRAPS	STATUS								STEAM LOSS (F/O)		M/U WATER	LEAK	FAILED
		C	D/C	F/C	F/O	OK	O/S	W/T	C/O	DOLLARS	POUNDS	COST	LOSSES	%
170	1	0	0	1	0	0	0	0	0	\$0	0	\$0	\$0	99%
190	25	0	0	3	11	11	0	0	0	\$9,569	3190	\$0	\$0	56%
550	16	0	0	1	6	7	2	0	0	\$15,109	5036	\$851	\$8,505	50%
570	16	0	0	1	3	10	2	0	0	\$7,829	2610	\$0	\$0	29%
600	3	0	0	0	2	1	0	0	0	\$5,494	1831	\$0	\$0	66%

UNIT: ANYUNIT

XYZ COMPANY, INC.

6/7/01 2:26:01 PM

SURVEY START DATE: 7/6/99

COMPREHENSIVE SURVEY REPAIR REPORT

SURVEY END DATE: 7/6/99

DATE	GROUP	LOCATION	TRAP #	TRAP	OTH PROB	COMMENTS			SIZE	MODEL	MFG	SERVICE		I-PSI	OUT	
OTHER LOCATION		LOCATION OF SUPPLY	ROUTE #	STATUS	User	COMP	TAG	T/A	CON	I-Vlv	O-Vlv	STR	POS	HRS SER	O-PSI	LET
7/6/1999	ANYGROU	SOUTH SIDE OF H-6	002-00200	C/O	NOT FOUND				1/2	720A	YAR		TR	150	O	
E-0			20		DISK	<input checked="" type="checkbox"/>	<input type="checkbox"/>	<input type="checkbox"/>	PW	1	1	0	V	8760	20	
7/6/1999	ANYGROU	E.OF D-120 AT CONCRETE POST	002-00030	F/O					3/4	UTD30	SAR		DP	350	C	
E-0			3		DISK	<input checked="" type="checkbox"/>	<input type="checkbox"/>	<input type="checkbox"/>	PW	0	0	1	H	8760	20	
7/6/1999	ANYGROU	EAST OF H-5 ON CONCRETE POST	002-00120	F/O					3/4	UTD30	SAR		DP	350	C	
E-0			12		DISK	<input checked="" type="checkbox"/>	<input type="checkbox"/>	<input type="checkbox"/>	PW	1	1	0	V	8760	20	
7/6/1999	ANYGROU	SOUTHEAST OF H-5	002-00140	F/O		REPLACE TRAP			3/4	2011	ARM		DP	350	C	
E-0			14		BUCKET	<input checked="" type="checkbox"/>	<input type="checkbox"/>	<input checked="" type="checkbox"/>	F	1	1	1	V	8760	20	
7/6/1999	ANYGROU	E.OF D-120 AT CONCRETE POST	002-00010	OK	LEAK				3/4	1811	ARM		DP	250	C	
E-0			1		BUCKET	<input checked="" type="checkbox"/>	<input type="checkbox"/>	<input type="checkbox"/>	SCR	0	0	1	H	8760	20	
7/6/1999	ANYGROU	W.OF P-291	002-00050	OK	LEAK				3/4	2010	ARM		PS	150	O	
E-0			5		BUCKET	<input checked="" type="checkbox"/>	<input type="checkbox"/>	<input type="checkbox"/>	F	1	1	1	H	8760	20	
7/6/1999	ANYGROU	EAST END OF W-112	002-00080	OK	LEAK				3/4	1811	ARM		PS	150	O	
E-0			8		BUCKET	<input checked="" type="checkbox"/>	<input type="checkbox"/>	<input type="checkbox"/>	F	1	1	1	V	8760	20	

TRAP STATUS CODES: C = COLD, D/C = DISCONNECTED, F/C = FAILED CLOSED, F/O = FAILED OPEN
 OK = OK, O/S = OUT OF SERVICE, W/T = WRONG TRAP, C/O = CHECK WITH OTHERS

XYZ COMPANY, INC.

11/6/00 3:22:09 PM

MAINTENANCE WORK ORDER

Master Data

TRAP NO	UNIT	GROUP	RT NO	USER	LOCATION OF TRAP	OTHER LOC			
113A	17	FCC	0	30	SE OF E-1767				
SIZE	MODEL	MFG	SERVICE	I-PSI	O-PSI	OUTLET	USAGE	HRS SERV	LOCATION OF SUPPLY
1	TD62	SARCO	DRIP	600		150	F		
I-VLV	O-VLV	STR	POS	CON	COMMENTS				

Survey Data

SURVEY DATE	STATUS	OTHER PROBLEM	TAG REQ	MAINT COMP	T/A REQ	COMMENTS	SIZE	MFG	MODEL
6/4/1997	F/O		<input type="checkbox"/>	<input type="checkbox"/>	<input checked="" type="checkbox"/>	TAG, 6/23/97	1	YARWAY	720

Maintenance History

MAINT DATE	TRAP MAINT	OTHER MAINTENANCE	COMMENTS	MATERIAL COST	MAINT HRS	LABOR COST
6/23/1997	REPLACED			\$567.00	8	\$228.00

TRAP STATUS CODES: C = COLD, D/C = DISCONNECTED, F/C = FAILED CLOSED, F/O = FAILED OPEN
 OK = OK, O/S = OUT OF SERVICE, W/T = WRONG TRAP, C/O = CHECK WITH OTHERS

XYZ COMPANY, INC.

TURNAROUND REPAIR REPORT

DATE	GROUP	LOCATION	TRAP #	TRAP	OTH PROB	COMMENTS	SIZE	MODEL	MFG	SERVICE	I-PSI	OUT	
OTHER LOCATION		LOCATION OF SUPPLY	ROUTE #	STATUS	USER	COMP TAG T/A	CON	I-Vlv O-Vlv	STR	POS	HRS SER	O-PSI	LET
3/2/1998	Blending	50' SE of T-210, S of expansion loop Isolation valve at trap	B-0100 0	F/O	S/D ITEM 180	BLOCK VALVE B/O <input type="checkbox"/> <input type="checkbox"/> <input checked="" type="checkbox"/>	1/2	720	YARWAY	TRACER	150	CRH	
											8760	0	
6/3/1998	Bld. NS, P	W of NS PW, NE OF A-14 PP BLOCK AT TRAP	B-0942 0	F/C	90	B/O root vlv. S/D item <input type="checkbox"/> <input type="checkbox"/> <input checked="" type="checkbox"/>	3/4	720	YARWAY	DRIP	150	PAD	
											8760	0	
6/3/1998	Bld. NS, P	W NS PW, E OF MAINT. BLDG. BLOCK AT TRAP	B-0953 0	C	B/O ROOT VALVE 90	S/D ITEM C-CLAMP ON VAL <input type="checkbox"/> <input type="checkbox"/> <input checked="" type="checkbox"/>	3/4	TD42L	SARCO	DRIP	150	PAD	
											8760	0	
1/15/1997	UTIL	P/W E OF ISOII/CU II,W P/S 112	B-1580 0	C/O	30	S/D ITEM <input type="checkbox"/> <input type="checkbox"/> <input checked="" type="checkbox"/>	3/4	120	YARWAY	DRIP	600	PAD	
											8760	0	
1/15/1997	UTIL	P/W E OF ISOII/CU II,W P/S 141	B-1600 0	F/C	30	S/D ITEM B/O VLV. 2/3/97 <input type="checkbox"/> <input type="checkbox"/> <input checked="" type="checkbox"/>	3/4	721	YARWAY	DRIP	600	PAD	
											8760	0	
1/15/1997	UTIL	P/W E OF ISOII/CU II,W P/S 145	B-1608 0	F/C	30	S/D ITEM B/O VLV. <input type="checkbox"/> <input type="checkbox"/> <input checked="" type="checkbox"/>	3/4	400	YARWAY	DRIP	600	PAD	
											8760	0	
1/15/1997	UTIL	P/W E OF ISOII/CU II,W P/S 151	B-1609 0	F/O	30	S/D ITEM B/O VLV. <input type="checkbox"/> <input type="checkbox"/> <input checked="" type="checkbox"/>	3/4	740	YARWAY	DRIP	600	PAD	
											8760	0	
6/8/1998	Area 1	SW of T-111, N of PW Block at trap	D-0261A 0	C	B/O CRH 180	ENTIRE LINE NEEDS REPLA <input type="checkbox"/> <input checked="" type="checkbox"/> <input checked="" type="checkbox"/>	2	ABL514	YARWAY	PROCESS	150	CRH	
											8760	0	

TRAP STATUS CODES: C = COLD, D/C = DISCONNECTED, F/C = FAILED CLOSED, F/O = FAILED OPEN
 OK = OK, O/S = OUT OF SERVICE, W/T = WRONG TRAP, C/O = CHECK WITH OTHERS

Start Date: 04/01/98

End Date: 04/30/98

XYZ COMPANY, INC.

MAINTENANCE LISTING

DATE	TRAP NO	LOCATION	MAINT	OTHER MAINT	HRS	LABOR	MAT'L	COMMENTS
UNIT NUMBER 15								
4/6/98	F-0014A	UNDER D-1535 WEST			0	\$0.00	\$0.00	
4/6/98	F-0052	S OF P-1509A	REPLACED		4	\$122.00	\$293.45	
UNIT TOTALS					4	\$122.00	\$293.45	
UNIT NUMBER 22								
4/2/98	009	E OF P-2215, SUPPLY	REPLACED		4	\$114.00	\$168.74	
UNIT TOTALS					4	\$114.00	\$168.74	
UNIT NUMBER 27								
4/6/98	043	W OF K-2721 DEA FILTER	REPLACED		4	\$122.00	\$168.74	
UNIT TOTALS					4	\$122.00	\$168.74	
UNIT NUMBER 34								
4/21/98	B-0156	SE of T-211, North of Pipeway	REPAIRED		2	\$61.00	\$94.00	
4/22/98	D-0418	N of Area 6 PP-N/S p/w trap bank		repaired p-leak	2	\$61.00	\$0.00	F/O due to high crh press.-bank ro
4/22/98	D-0417	N of Area 6 PP-N/S p/w trap bank	UNPLUGGED	valve replaced	4	\$122.00	\$0.00	F/O due to high crh press.-bank ro
4/22/98	D-0416	N of Area 6 PP-N/S p/w trap bank		repaired B/O valve	2	\$61.00	\$0.00	F/O due to high crh press.-bank ro
4/22/98	D-0414	N of Area 6 PP-N/S p/w trap bank		repaired p-leak	2	\$61.00	\$0.00	F/O due to high crh press.-bank ro
4/22/98	D-0413	N of Area 6 PP-N/S p/w trap bank	UNPLUGGED	repaired p-leak	2	\$61.00	\$0.00	F/O due to high crh press.-bank ro
4/22/98	D-0412	N of Area 6 PP-N/S p/w trap bank	UNPLUGGED	repaired p-leak	2	\$61.00	\$0.00	F/O due to high crh press.-bank ro
4/22/98	D-0411	N of Area 6 PP-N/S p/w trap bank	UNPLUGGED	B/D & p-leak repara	2	\$61.00	\$0.00	F/O due to high crh press.-bank ro
4/22/98	D-0410	N of Area 6 PP-N/S p/w trap bank	UNPLUGGED		2	\$61.00	\$0.00	F/O due to high crh press.-bank ro
4/22/98	D-0409	N of Area 6 PP-N/S p/w trap bank	UNPLUGGED	repaired p-leak	2	\$61.00	\$0.00	F/O due to high crh press.-bank ro

XYZ COMPANY, INC.

MAINTENANCE LISTING

DATE	TRAP NO	LOCATION	MAINT	OTHER MAINT	HRS	LABOR	MAT'L	COMMENTS
					UNIT TOTALS	0	\$0.00	\$0.00
UNIT NUMBER 91								
4/6/98	034	NE CORNER OF SULFUR PIT	UNPLUGGED		2	\$61.00	\$0.00	
4/6/98	050	N OF E-9120 ON DECK 8' ABOVE GRADE		REPAIRED LEAK	2	\$61.00	\$0.00	
					UNIT TOTALS	4	\$122.00	\$0.00
UNIT NUMBER 92								
4/7/98	036	MP-9201 DISCHARGE TO PUMP OUT		REPAIRED LEAK	2	\$61.00	\$0.00	
					UNIT TOTALS	2	\$61.00	\$0.00
					HOURS	LABOR	MAT'L	
REPORT TOTALS					177	\$5,378.00	\$3,158.39	

ABC COMPANY, INC.

2/25/2003 2:47:45 PM

UNIT SURVEY RESULTS BY STATUS

DATE	GROUP	LOCATION	TRAP #	COMMENTS			SIZE	MODEL	MFG	SERVICE	I-PSI	OUTLE			
													OTHER LOCATION	LOCATION OF SUPPLY	ROUTE #
UNIT: 008															
5/31/2000	AREA-D	E SIDE T-353	008-00040				1/2	1010	ARMSTRONG	TRACER	150	O			
E-0		VI-1, ST-0, VO-2		O/S		<input checked="" type="checkbox"/>	<input type="checkbox"/>	<input type="checkbox"/>		8760	0	BUCKET			
9/7/2001	AREA-D	E SIDE T-353	008-00040				1/2	1010-150	ARMSTRONG	TRACER	150	O			
E-0		VI-1, ST-0, VO-2		O/S		<input type="checkbox"/>	<input type="checkbox"/>	<input type="checkbox"/>		8760	0	BUCKET			
9/7/2001	AREA-D	WEST SIDE T-73	008-00050				3/4	2011-200	ARMSTRONG	DRIP	150	O			
E-2		VI-0, ST-0, VO-0		O/S		<input type="checkbox"/>	<input type="checkbox"/>	<input type="checkbox"/>		8760	0	BUCKET			
5/31/2000	AREA-D	WEST SIDE T-73	008-00050				3/4	2011	ARMSTRONG	DRIP	150	O			
E-2		VI-0, ST-0, VO-0		O/S		<input checked="" type="checkbox"/>	<input type="checkbox"/>	<input type="checkbox"/>		8760	0	BUCKET			
9/7/2001	AREA-D	NW T-354 AT PIPE RACK	008-00060				3/4	813-180	ARMSTRONG	DRIP	150	O			
E-3		VI-1, ST-0, VO-1		O/S		<input type="checkbox"/>	<input type="checkbox"/>	<input type="checkbox"/>		8760	0	BUCKET			
5/31/2000	AREA-D	NW T-354 AT PIPE RACK	008-00060				3/4	813	ARMSTRONG	DRIP	150	O			
E-3		VI-1, ST-0, VO-1		O/S		<input checked="" type="checkbox"/>	<input type="checkbox"/>	<input type="checkbox"/>		8760	0	BUCKET			
9/7/2001	AREA-D	SW T-354 AT PIPE RACK	008-00070				1/2	1010-150	ARMSTRONG	TRACER	150	O			
E-0		VI-1, ST-0, VO-1		O/S		<input type="checkbox"/>	<input type="checkbox"/>	<input type="checkbox"/>		8760	0	BUCKET			
5/31/2000	AREA-D	SW T-354 AT PIPE RACK	008-00070				1/2	1010	ARMSTRONG	TRACER	150	O			
E-0		VI-1, ST-0, VO-1		O/S		<input checked="" type="checkbox"/>	<input type="checkbox"/>	<input type="checkbox"/>		8760	0	BUCKET			
9/7/2001	AREA-D	SW SIDE T-354	008-00080				3/4	U1011-200	ARMSTRONG	DRIP	150	O			
E-0		VI-1, ST-0, VO-0		O/S		<input type="checkbox"/>	<input type="checkbox"/>	<input type="checkbox"/>		8760	0	BUCKET			

TRAP STATUS CODES: C = COLD, D/C = DISCONNECTED, F/C = FAILED CLOSED, F/O = FAILED OPEN
 OK = OK, O/S = OUT OF SERVICE, W/T = WRONG TRAP, C/O = CHECK WITH OTHERS

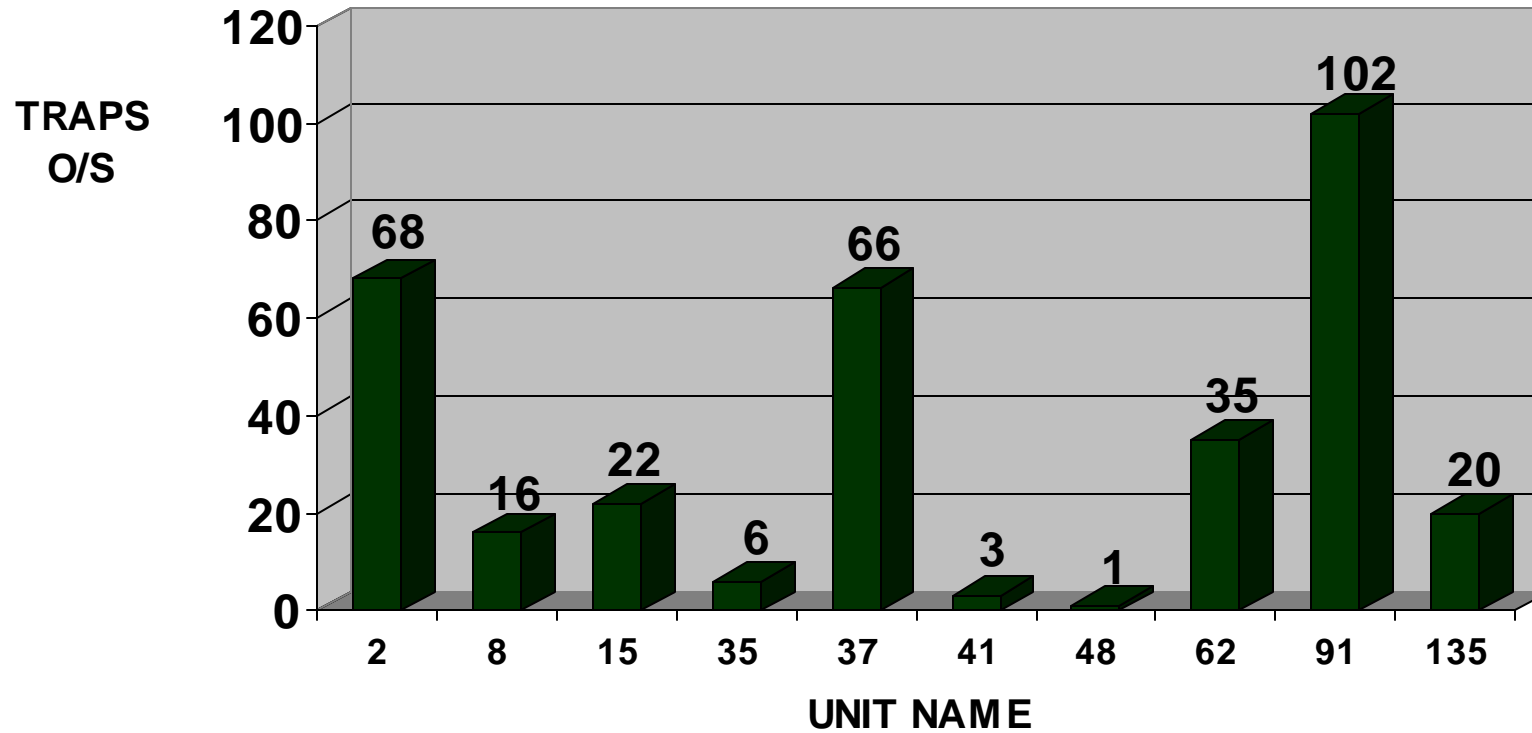
COPYRIGHT(C) FDSI 1996, 2000, 2002

ABC COMPANY, INC.

OUT OF SERVICE TRAPS BY UNIT

SURVEY START DATE: 01/01/02

SURVEY END DATE: 03/31/02

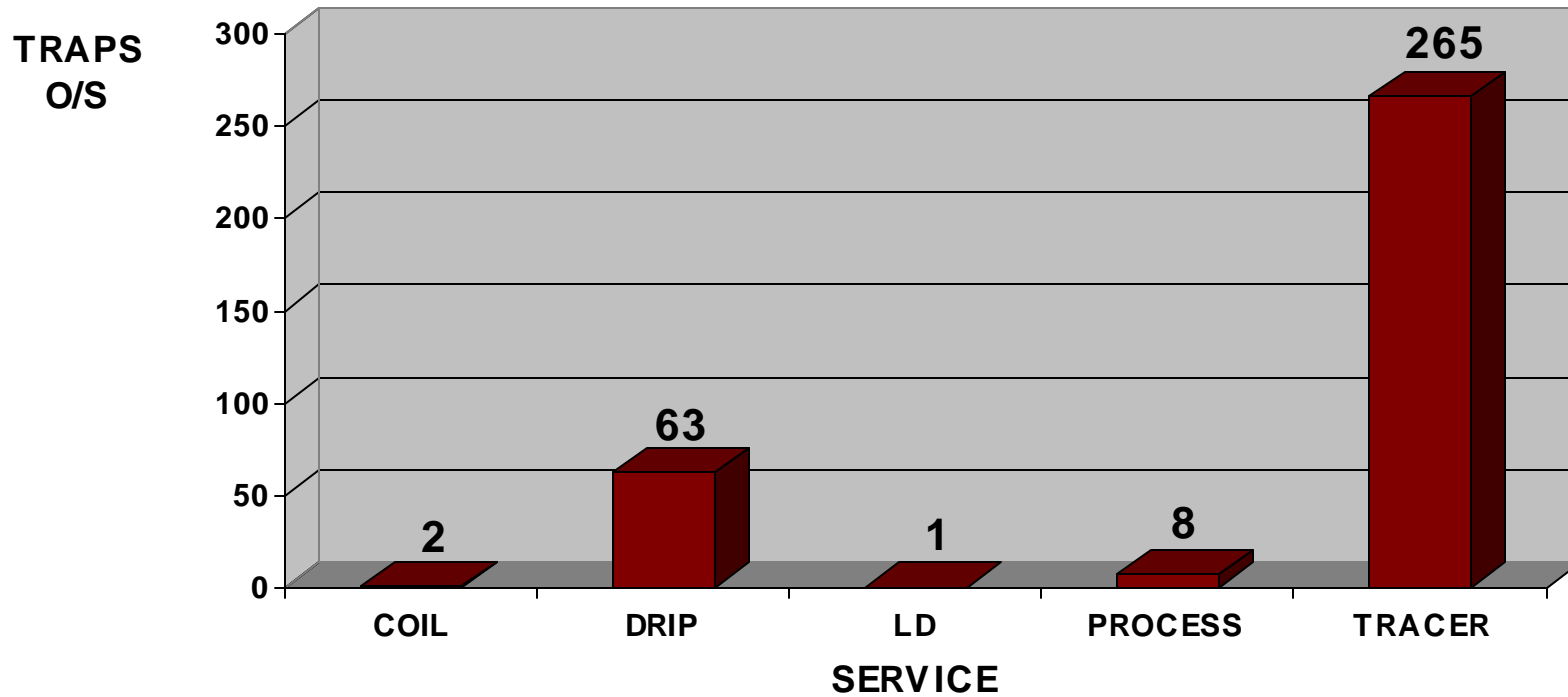


ABC COMPANY, INC.

OUT OF SERVICE TRAPS BY SERVICE

SURVEY START DATE: 01/01/02

SURVEY END DATE: 03/31/02



ABC COMPANY, INC.

OUT OF SERVICE PERCENTAGE BY UNIT

SURVEY START DATE 01/01/02

SURVEY END DATE: 03/31/02

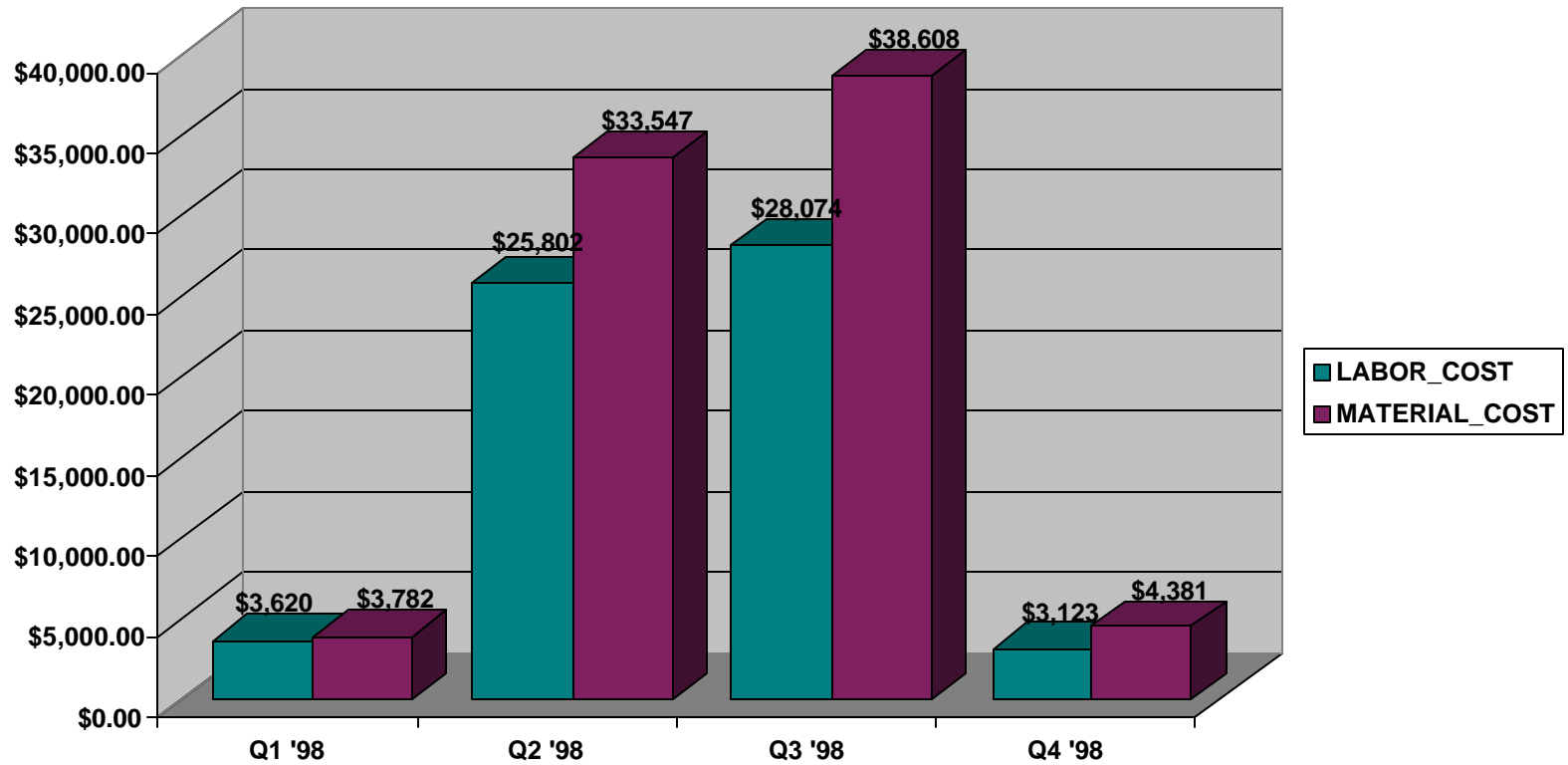
UNIT	TOTAL TRAPS O/S	TOTAL TRAPS SURVEYED	PERCENT O/S
002	68	432	15.74%
008	16	1045	1.53%
015	22	261	8.43%
035	6	274	2.19%
037	66	388	17.01%
041	3	84	3.57%
048	1	154	0.65%
062	35	389	9.00%
091	102	913	11.17%
135	20	397	5.04%
TOTALS	339	4337	7.82%

XYZ COMPANY, INC.

FACILITY COST GRAPH

START DATE: 1/1/98

END DATE: 12/31/98

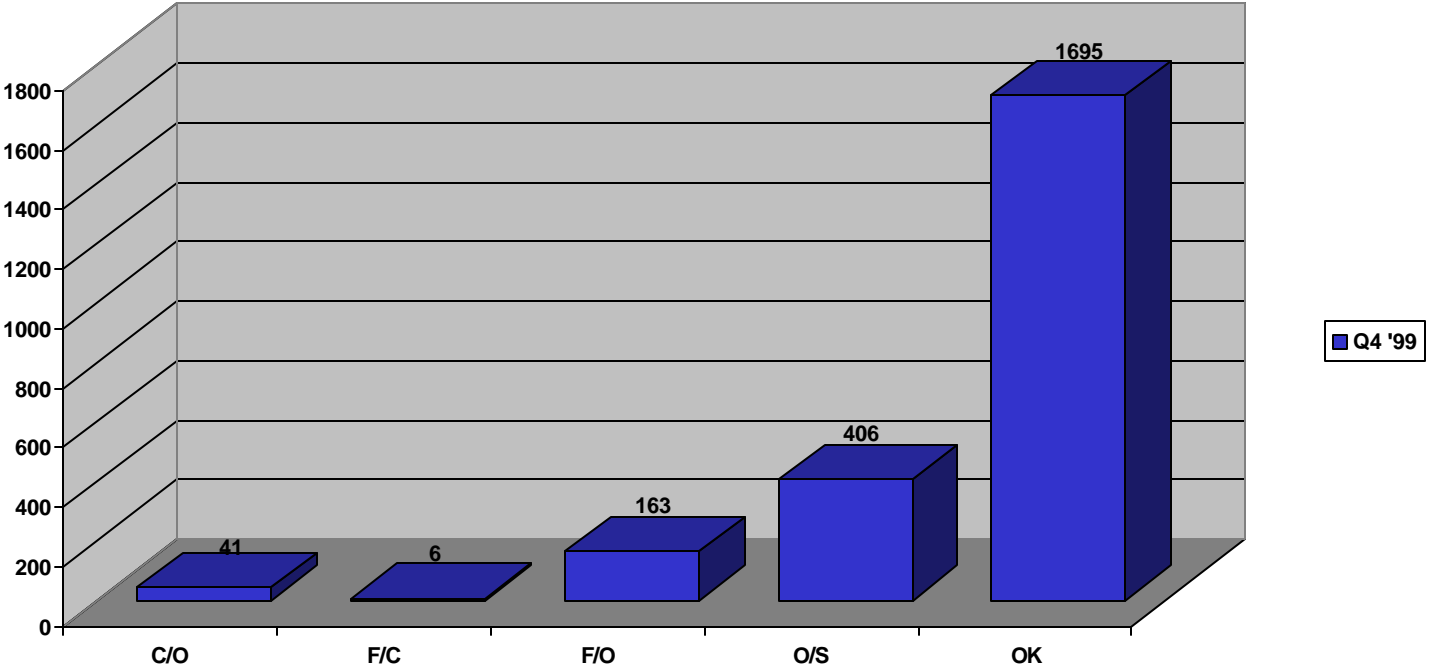


FACILITY STATUS GRAPH

START DATE: 10/1/99

END DATE: 12/31/99

NUMBER OF TRAPS



TRAP STATUS

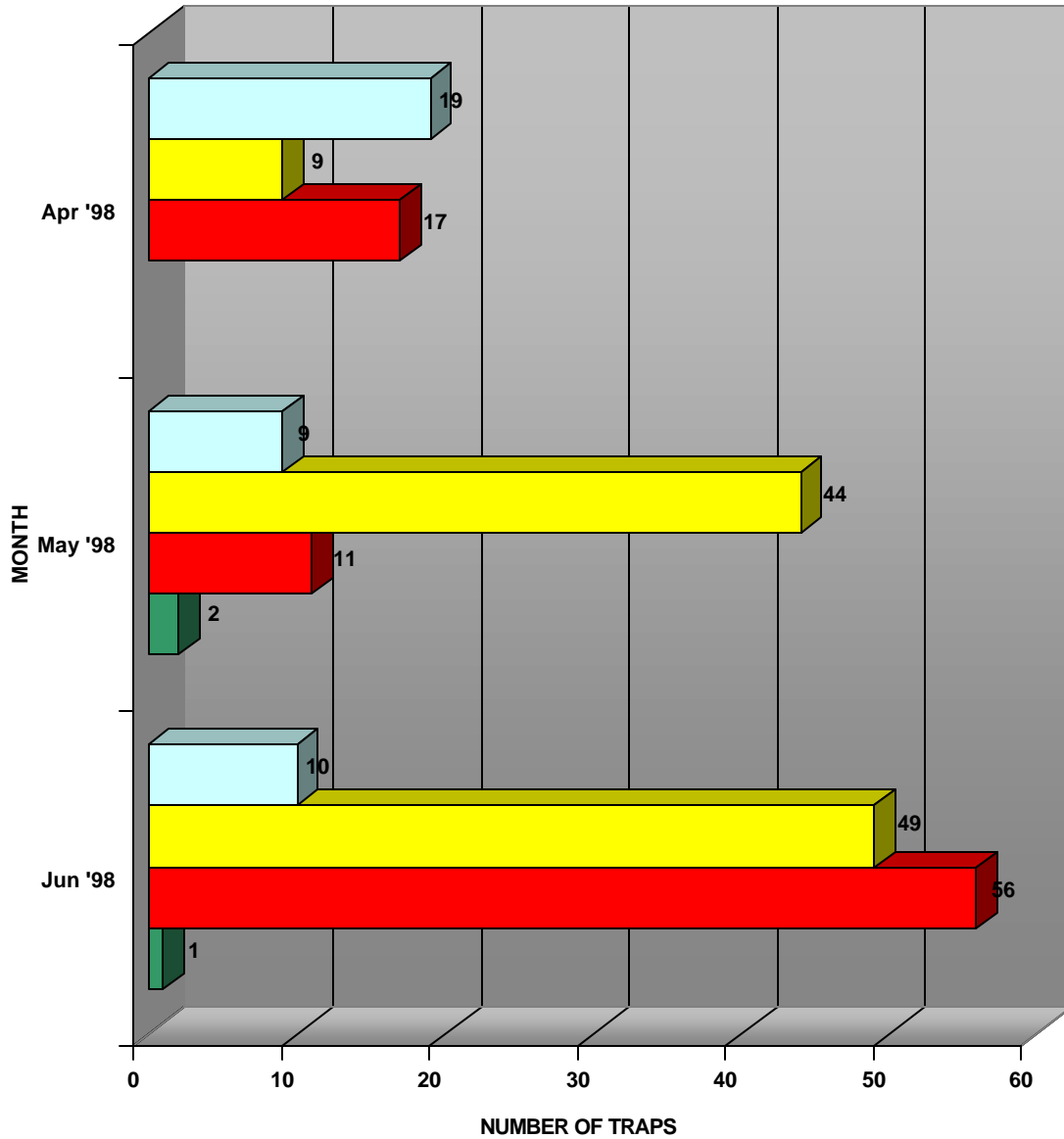
TRAP STATUS C = COLD
CODES: C/O = CHECK WITH OTHERS F/O = FAILED OPEN
D/C = DISCONNECTED O/S = OUT OF SERVICE
F/C = FAILED CLOSED OK = OK
W/T = WRONG TRAP

XYZ COMPANY, INC.

FACILITY REPAIR GRAPH

START DATE: 4/1/98

END DATE: 6/30/98

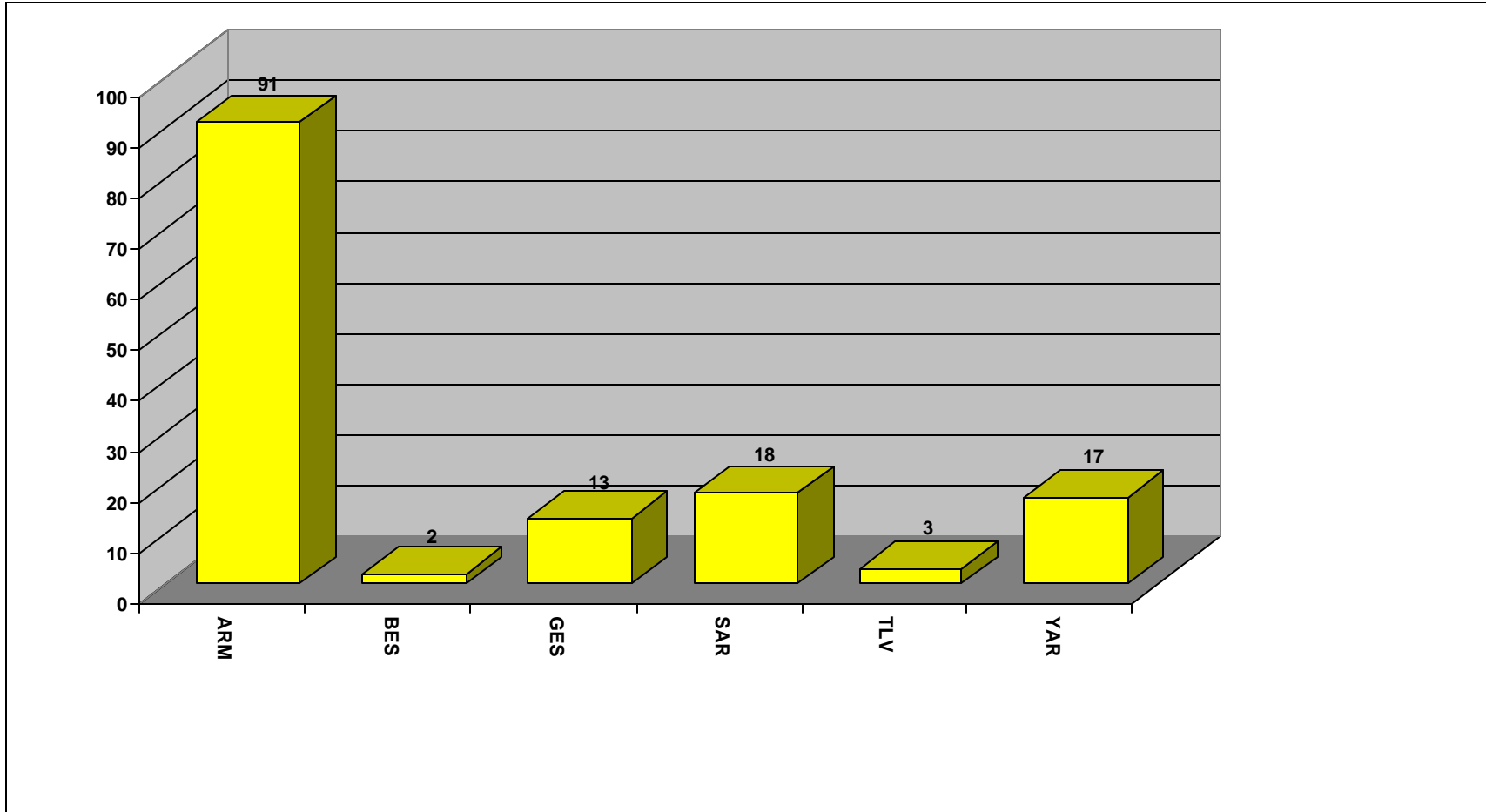


■ INSTALLED ■ REPAIRED ■ REPLACED ■ UNPLUGGED

XYZ COMPANY, INC.

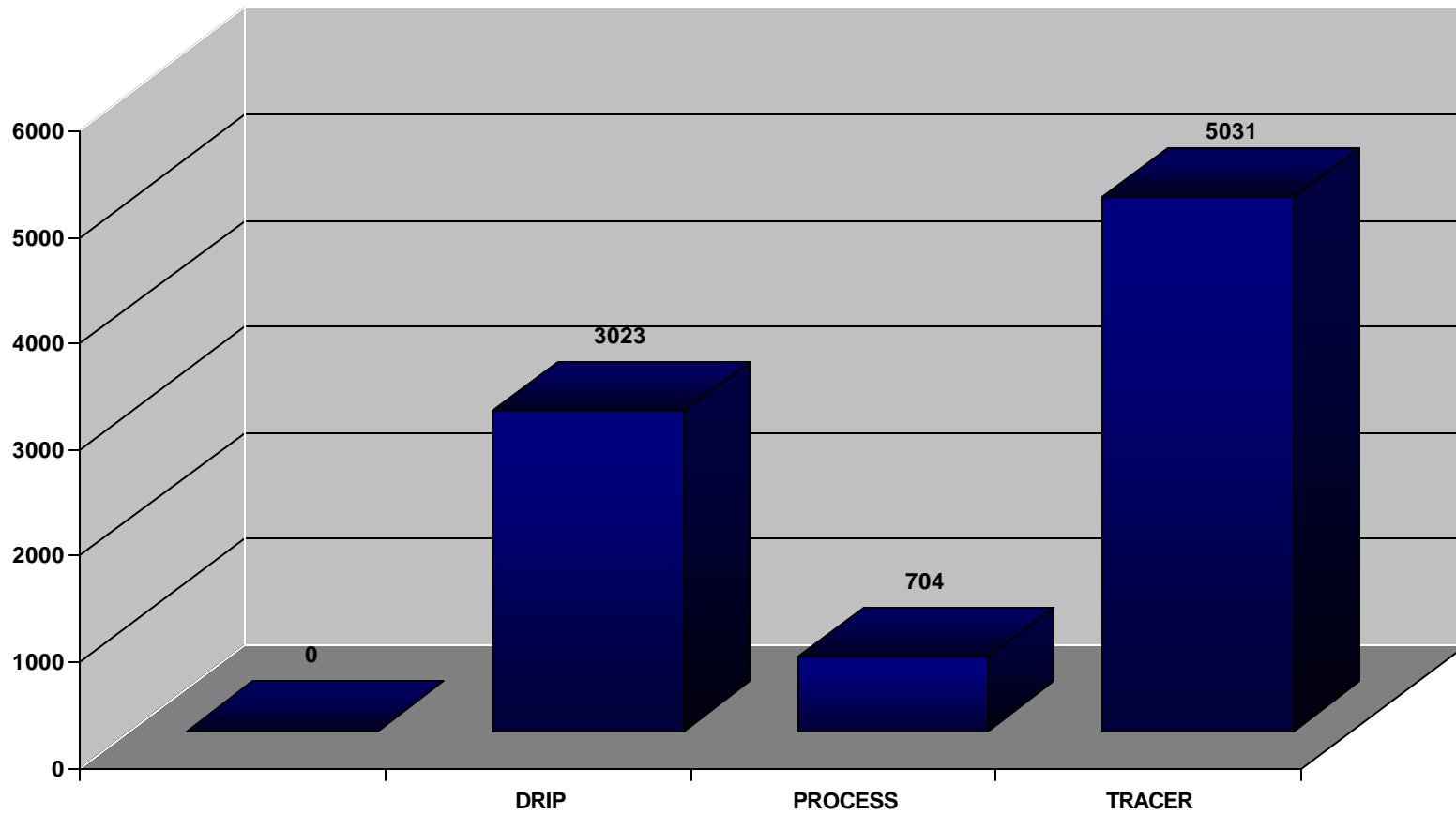
MANUFACTURER SUMMARY

UNIT: 002



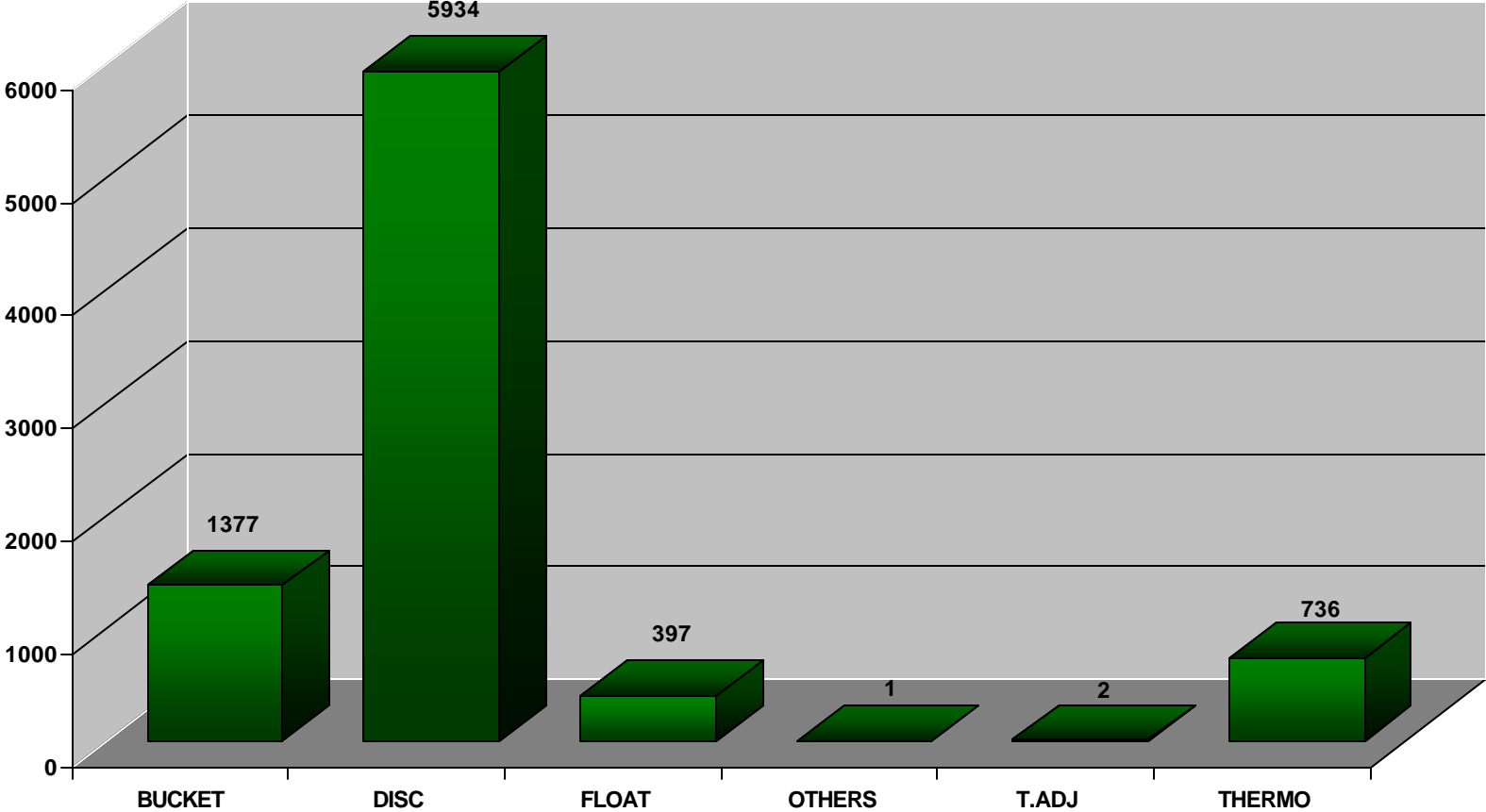
XYZ COMPANY, INC.

TOTAL TRAPS BY APPLICATION



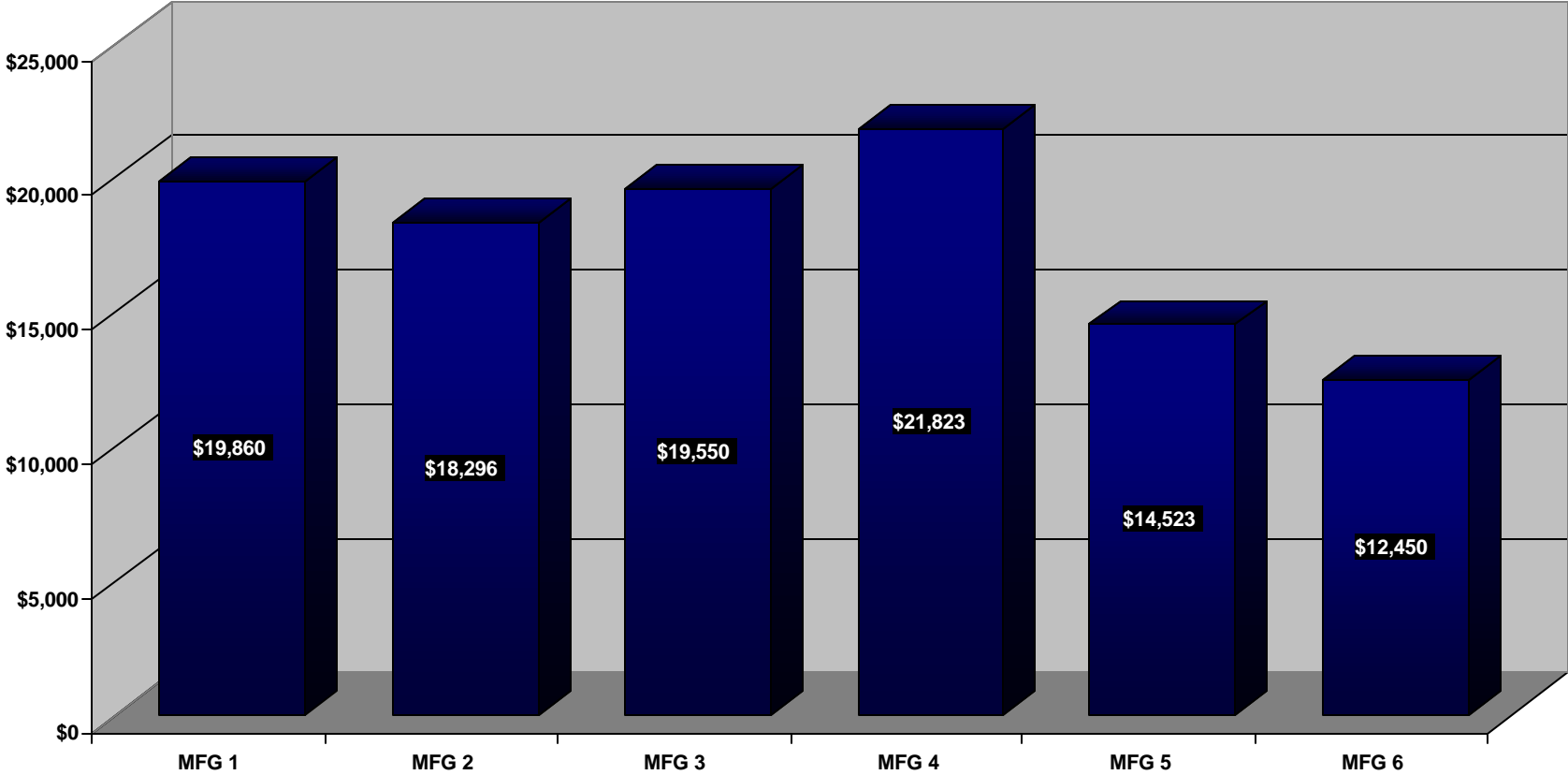
FIELD DATA SPECIALISTS, INC.

TOTAL TRAPS BY USER DEFINED FIELD



XYZ COMPANY, INC.

STEAM LOSS BY MANUFACTURER

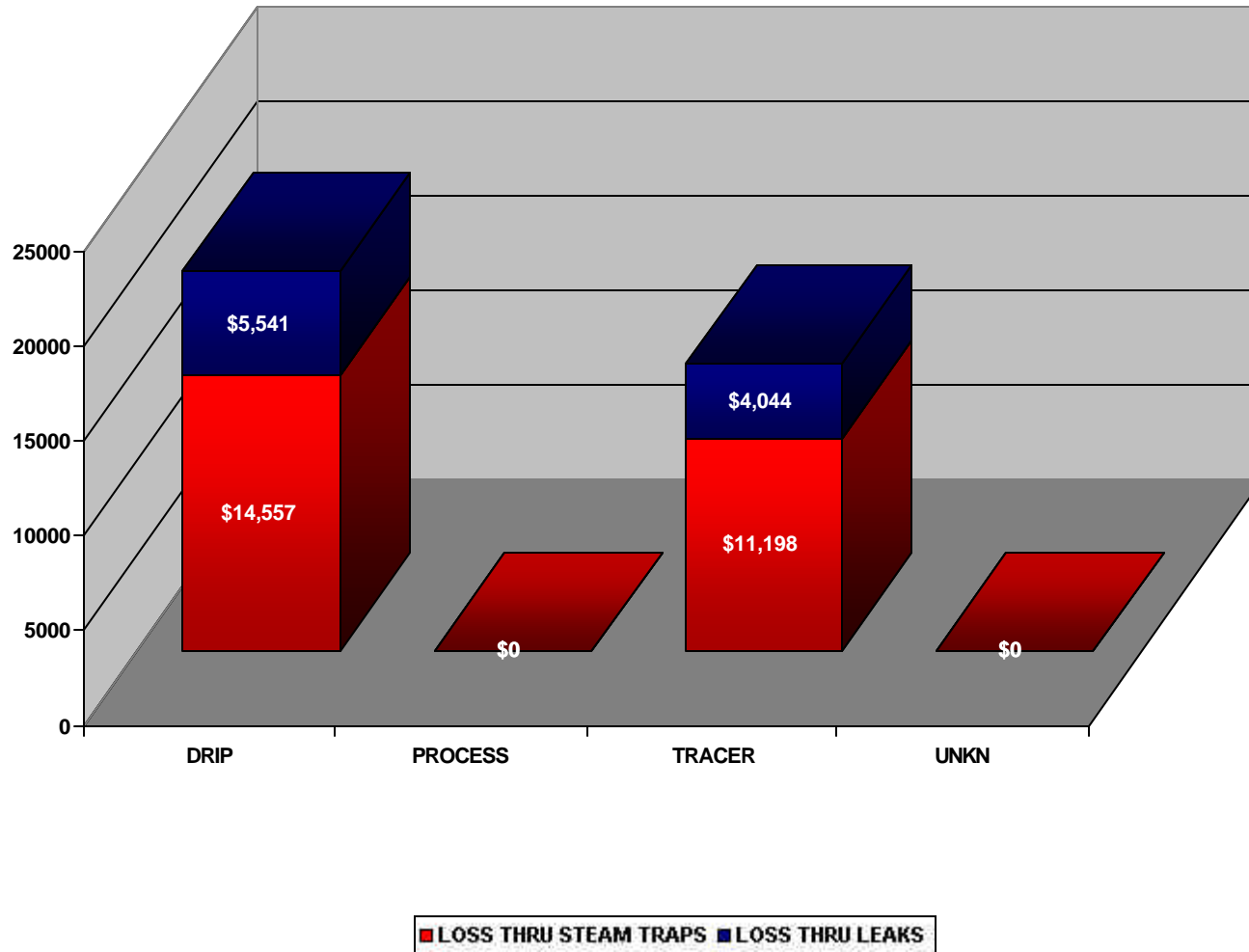


XYZ COMPANY, INC.

START DATE 1/1/99

END DATE 6/30/99

STEAM LOSS BY APPLICATION

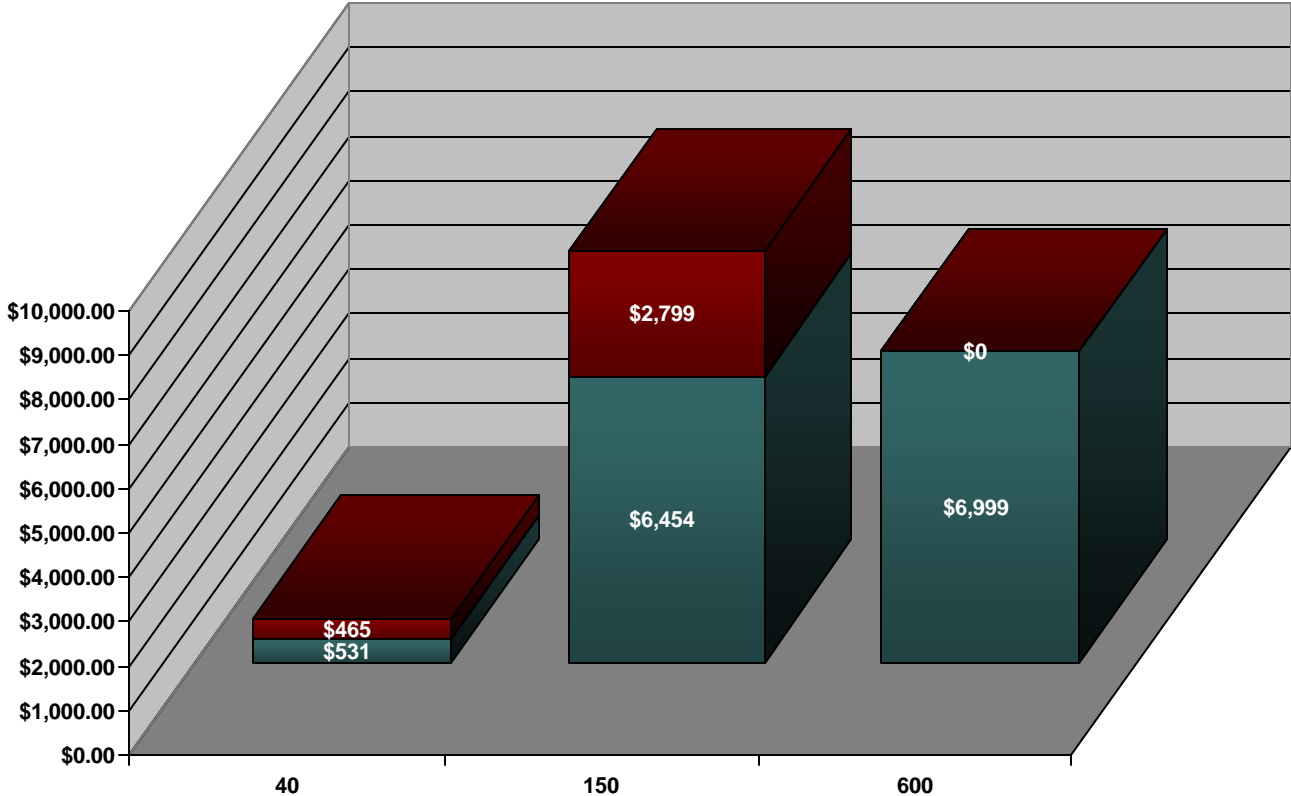


XYZ COMPANY, INC.

START_DATE: 9/1/98

END_DATE: 9/15/98

STEAM LOSS BY PRESSURE



XYZ COMPANY, INC.

STEAM LOSS BY USER DEFINED FIELD

